

What is Christmas?

From the Learn Sight Words Series



Danielle Bruckert

**free kids
Books**

Learn Sight Words
At Christmas

Learn Sight Words Series
Published by Red Sky Ventures
Created by Danielle Bruckert © Dec 2016

This work is licensed under the
Creative Commons Attribution-NonCommercial-ShareAlike 3.0 License.
<http://creativecommons.org/licenses/by-nc/3.0/>

This text is free for non-commercial distribution and use.
No part of this text may be reproduced for commercial use
without express permission of the author.

Any use of this material must be attributed to:
Danielle Bruckert – <http://www.freekidsbooks.org>

Contact the CREATORS at:
danielle@redskyventures.org

More books like this one are available at
<http://www.freekidsbooks.org>





What is
Christmas
all about?



Is Christmas
all about
presents?



Or is Christmas
all about
giving?



Is Christmas
all about
cookies?





Or is Christmas
all about
love?



Is Christmas
all about
chocolate?



Or is Christmas
all about
sharing?





Is Christmas
all about
toys?





Or is Christmas
all about
having fun?





Is Christmas
all about
trees?



Or is Christmas
all about
growth?



Is Christmas
all about
snow?





Does it snow
where you live
at Christmas?



Or is Christmas
all about
family?



What does
Christmas
mean to you?



Words in this book

all

about

or

is

what

does

you

it

at

giving

sharing

having

love

fun

mean

growth

toys

presents

chocolate

cookies

trees

snow

Christmas



MAKE A SNOWMAN

You will need: old white socks, old fabric or pillow stuffing, buttons and or beads, thread and needle.

Cut the tip off the sock, to keep for a hat.

Turn the sock inside out and tie the bottom of the sock, then turn right side around again, (so the base sits flat).

Fill with stuffing.

Use a different colour sock or scrap of fabric to tie around the neck to make the scarf and head.

Tie the top of the the sock,

Decorate with buttons.

Put the hat on top.

You now have a snowman of your very own!
(-: Give him a name :-)



Christmas Cookie Recipe

3/4 cup soft butter or margarine, 2/3rds of a cup sugar, 1 cup plain flour, 1 egg yolk

Optional, add a small quantity of some of your favourite flavours: a pinch of salt, 2tsp vanilla extract, the juice and zest of 1 lemon or orange, chopped dry fruit, chocolate chips, Sprinkles, eg. hundreds and thousands, chopped nuts, mini marshmallows, work on different combinations!

Cream the butter and sugar together Add the egg yolk and mix well. Then add all dry ingredients.

(if too moist add flour, if too dry add water)

Roll and shape the dough as needed,

Preheat the oven to 180C (375F).

spread a baking sheet, spaced quite far apart.

Bake in the oven for about 15 minutes, then leave to cool.

Icing

Mix together butter and icing sugar until you have the right consistency and taste, add water if the icing needs to be more flowing, add food coloring for different colours.



Christmas Crafts

Try making some cards or gifts of your own, for example:

- 1) paper art card or create your own craft cards
- 2) knitted christmas socks or scarfs
- 3)hand made christmas decorations
- 4) decorate your christmas treats



Other books in the series....

Available at

<http://www.freekidsbooks.org>

Learn sight Words

Hello Seal- Will You Play With Me?



Learn Sight Words

Under The Sea



To contact the author write to danielle@redskyventures.org

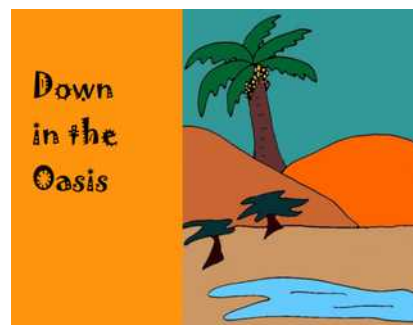


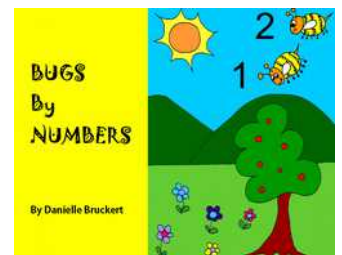

**More books like this one
are available at:**

<http://www.freekidsbooks.org>



MORE BOOKS!

Other books available by the author:





doraluna

Free children books
and creation

This book shared online by doraluna.com

For more information about copyrights please check the copyright notice.

On doraluna.com you can:

- *Read and download children book for free.
- * Upload your book or story.
- * Participate in the children's stories contest and win rewarding prizes.